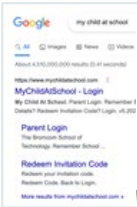
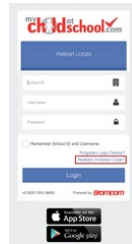


Access key information from your web browser.



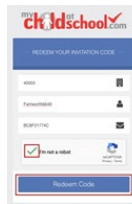
Step 1: Search for MyChildAtSchool Login page.



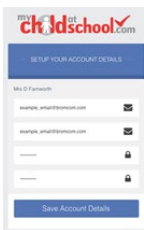
Step 2: Select Redeem Invitation Code.



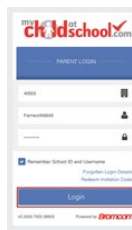
Step 3: Add the required information using the email sent to you by school .



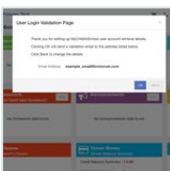
Step 4: Select Redeem Code.



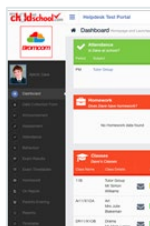
Step 5: Add the required information Click Save Account Details.



Step 6: Log into your MyChildAtSchool Account.



Step 7: Login to your email and validate your email address.



Step 8: Go back to MyChildAtSchool and log into your account to complete the process.